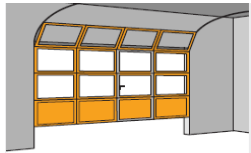
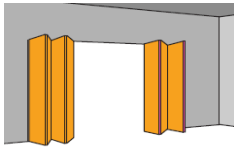


Date \_\_\_\_\_  
 Ref. \_\_\_\_\_

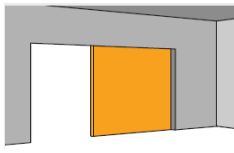
**FICHE DES MESURES**



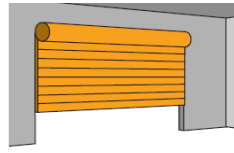
Sectionnelle



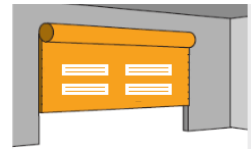
Portes pliante



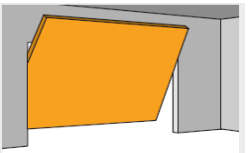
Coulissant- lateral



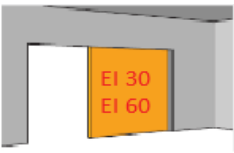
Rideaux



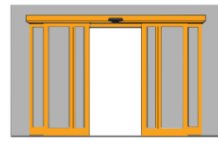
Rideaux rapide



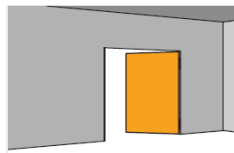
Basculante



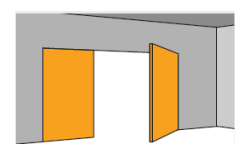
Coulissant   
 EI30/60



Portes   
 Automatiques

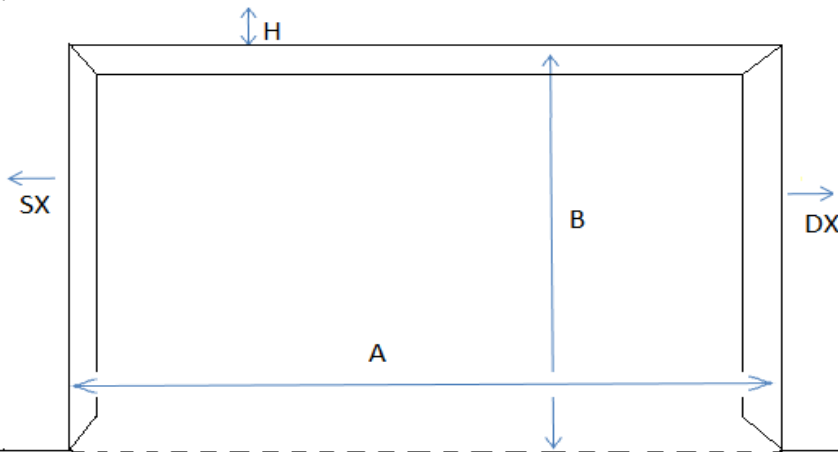


Porte   
 1 montant



Porte   
 2 montant

**VUE INTERIEUR**



A                      B                      H                      SX                      DX

Automatique

Mannel

Ral

NOTE

CLIENT